


JBC

www.jbctools.com



Fume extractor for AL-A

Ref. F4468

Packing List

The following items should be included:

Silicone tube (2 m length) 1 unit
Ref. 0006021



Cleaning accessory 1 unit
Ref. 0004009



Metal tube 1 unit
Ref. 0004886



Metal suction tube 1 u
Ref. 0004867



Bridle 6 units
Ref. 0004918



Blocker 1 unit
Ref. 0005925




Screw 1 unit
Ref. 0411470




Manual 1 unit
Ref. 0005928



Installation



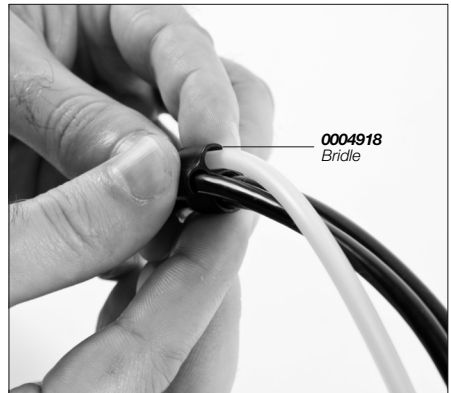
1 Insert the blocker into the bridle.



2 Put the bridle around the metal suction tube.



3 Place the bridle in the AL250-A handle and screw.



4 Strap the silicone tube to the handle cable and freeing tube, using the bridles, to make it more manageable.

Please make sure that the soldering iron is not connected to the station.
This step has to be performed when the cartridge is cold.

Specifications

- Diameter: Ø 6mm
- Length: 2 m (74.78 ft)
- Weight: 81 gr (0.17 lb)

Complies with CE standards
ESD protected housing "skin effect"

JBC

Warranty

JBC's 2 year warranty covers this equipment against all manufacturing defects, including the replacement of defective parts and labour.

Warranty does not cover product wear or misuse.

In order for the warranty to be valid, equipment must be returned, postage paid, to the dealer where it was purchased.



This product should not be thrown in the garbage.

In accordance with the European directive 2002/96/EC, electronic equipment at the end of their life must be collected and returned to an authorized recycling facility.



Manual in other languages available on our website

www.jbctools.com