

# **JBC**

[www.jbctools.com](http://www.jbctools.com)

## **INSTRUCTION MANUAL**



### **Classic Stands**

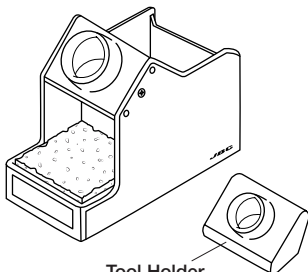
0290100, 0290100, 0297410,  
0297430

## Classic Stand Models

### US 1000 for Soldering Irons

Ref. 0290100

*Adaptable to Soldering Irons: 30ST, 40ST,  
65ST, SL 2020*

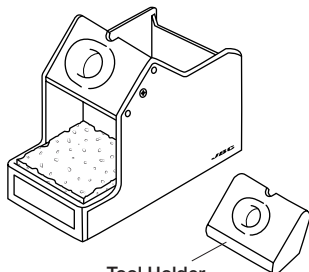


**Tool Holder**  
Ref. 0297400

### LS 1100 for Soldering Irons

Ref. 0290110

*Adaptable to Soldering Iron: 14ST*

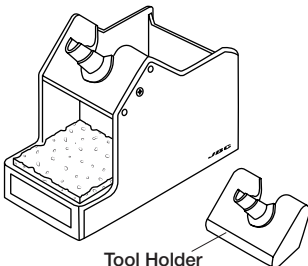


**Tool Holder**  
Ref. c

### UD 1500 for Desoldering Irons

Ref. 0290150

*Adaptable to Soldering Iron: DST*

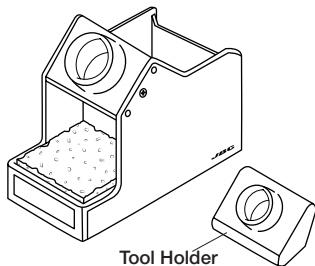


**Tool Holder**  
Ref. 0297410

### TS 1200 for Soldering Irons

Ref. 0290120

*Adaptable to Soldering Iron: 55N*



**Tool Holder**  
Ref. 0297430

## Accessories



**S6169**  
**Sponge for Classic Stands - 58 x 58 mm**  
Ref. S6169

## Tip care

To clean the tips, use the sponge included with the stand and check it is slightly moistened.

Only deionised water (car battery water) should be used in order to wet the sponge. If normal water was to be used, it is very likely that the tip will become dirty due to the salts dissolved within the water.

To re-tin the soldering tips, we recommend using JBC's tip tinner Ref. TT-A.

# JBC

---

## Warranty

JBC's 2 year warranty covers this equipment against all manufacturing defects, including the replacement of defective parts and labour.

Warranty does not cover product wear or misuse.

In order for the warranty to be valid, equipment must be returned, postage paid, to the dealer where it was purchased.

---



This product should not be thrown in the garbage.

In accordance with the European directive 2012/19/EU, electronic equipment at the end of its life must be collected and returned to an authorized recycling facility.



[www.jbctools.com](http://www.jbctools.com)