


# **JBC**

[www.jbctools.com](http://www.jbctools.com)

## **INSTRUCTION MANUAL**



### **W3533**

Grips for WS440  
Wire Stripper Tweezers

This manual corresponds to the following reference:

0023533 *green*

## Packing List

The following items are included:



**Grips for WS440**

**Fitters** ..... 2 units

**Manual** ..... 1 unit

**Wire Stripper**

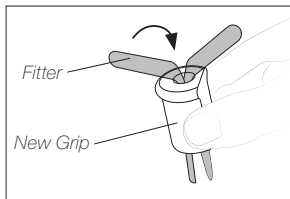
Ref. 0023535

**Tweezers** ... 2 units

## Changing Grips

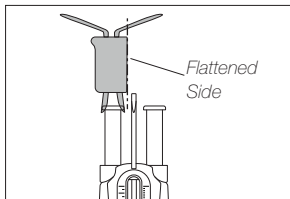
Replace the grips easily using the included fitters like shown in the following pictures.

### 1. Inserting Fitters



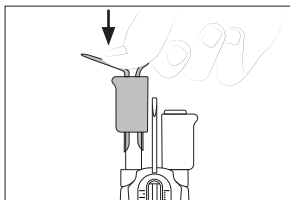
Insert the fitters into the new grip.

## 2. Placing Fitters



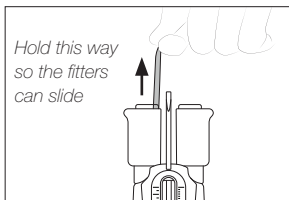
Place the fitters inserted into the grip at the top of the tweezers. The flattened side of the grip faces inwards.

## 3. Assemble Grip



Push the grip with the fitters onto the wire stripper tweezers.

## 4. Removing Fitters



To remove the fitters, hold the grip and pull the fitters out. Use pliers if necessary.

# Specifications

**W3533**

**Grips for WS440 Wire Stripper Tweezers**

Ref.: **0023533** *green*

- Grip Dimensions: 26 x ø21 mm / 1.02 x ø0.83
- Total Net Weight: 4.6 g / 0.010 lb
  
- Package Dimensions/Weight: 90 x 55 x 40 mm / 16.3 g  
(L x W x H) 3.54 x 2.17 x 1.57 in / 0.036 lb

Complies with CE standards.  
ESD safe.

## JBC

### Warranty

JBC's 2 year warranty covers this equipment against all manufacturing defects, including the replacement of defective parts and labour.

Warranty does not cover product wear or misuse.

In order for the warranty to be valid, equipment must be returned, postage paid, to the dealer where it was purchased.



This product should not be thrown in the garbage.

In accordance with the European directive 2012/19/EU, electronic equipment at the end of its life must be collected and returned to an authorized recycling facility.



[www.jbctools.com](http://www.jbctools.com)